

FIDERE MODEL 5 : AGGRESSIVE GROWTH

Portfolio Holding Analysis

Account Number
Current

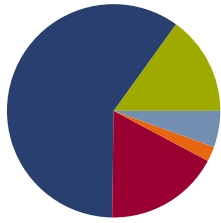
Currency
USD

Portfolio Value
1,040,188.22

Benchmark
DJ Aggressive TR USD

Portfolio Analysis

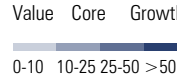
Asset Allocation



Asset Class	Portfolio %	Bmark %
Cash	15.07	0.00
US Stock	59.72	57.61
Non US Stock	17.44	42.33
Bond	2.28	0.00
Other	5.50	0.06
Not Classified	0.00	0.00
Total	100.00	100.00

Morningstar Equity Style Box %

9	22	30	Large Mid Small
4	12	7	
3	6	3	
Value Core Growth			

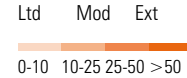


Not Classified

3.00%

Morningstar Fixed Income Style Box %

0	0	0	High Med Low
100	0	0	
0	0	0	
Ltd Mod Ext			



Not Classified

0.00%

Asset Allocation

Investment Name	Symbol	Cash %	US Stocks %	Non US Stocks %	Bond %	Other %	Not Classified %	Market Value	Asset %
Touchstone Large Cap Focused Y	SICWX	6.26	93.30	0.45	0.00	0.00	0.00	78,489.30	7.55
Pear Tree Quality Institutional	QGIAX	1.51	77.93	20.24	0.00	0.32	0.00	76,994.33	7.40
GMO Quality I	GQLIX	0.12	76.39	20.42	0.00	3.07	0.00	76,769.12	7.38
Centre American Select Equity Instl	DHANX	0.31	97.81	1.88	0.00	0.00	0.00	75,537.46	7.26
Waycross Long/Short Equity	WAYEX	35.92	62.42	1.66	0.00	0.00	0.00	73,080.57	7.03
State Street Hedged Intl Dev Eq Idx K	SSHQX	65.09	0.00	34.91	0.00	0.00	0.00	70,999.91	6.83
JPMorgan Hedged Equity I	JHEQX	1.23	97.21	1.56	0.00	0.00	0.00	70,827.96	6.81
PIMCO StocksPLUS® Intl (USD-Hedged) I...	PISIX	43.99	22.06	0.12	32.93	0.91	0.00	69,744.84	6.71
GraniteShares Gold Trust	BAR	0.00	0.00	0.00	0.00	100.00	0.00	53,799.47	5.17
Value Line Mid Cap Focused Institutional	VLMIX	4.58	89.29	6.13	0.00	0.00	0.00	43,773.58	4.21
Fuller & Thaler Behavioral Sm-Cp Eq Inst	FTHSX	7.21	92.15	0.64	0.00	0.00	0.00	43,300.36	4.16
Madison Mid Cap Y	GTSGX	6.08	90.05	3.87	0.00	0.00	0.00	43,225.36	4.16
MainStay Epoch Capital Growth I	MECFX	2.54	63.75	33.71	0.00	0.00	0.00	42,822.09	4.12
Needham Aggressive Growth Institutional	NEAIX	22.02	72.01	5.97	0.00	0.00	0.00	42,690.76	4.10
BNY Mellon Worldwide Growth I	DPWRX	0.45	65.05	34.50	0.00	0.00	0.00	41,551.28	3.99
American Century Emerging Mkts Sm Cp I	AEC SX	5.89	3.85	90.25	0.00	0.01	0.00	38,814.79	3.73
Eaton Vance Emerg & Frntr Countrs Eq I	EICOX	9.98	0.40	87.04	2.05	0.53	0.00	35,602.98	3.42
Vanguard Real Estate Index Admiral	VGSLX	0.92	99.06	0.02	0.00	0.00	0.00	21,138.42	2.03
Third Avenue International RE Val Z	REIZX	8.70	0.00	91.30	0.00	0.00	0.00	21,025.64	2.02
Cash: 3 Month T-bill	XIUSA0000C	100.00	0.00	0.00	0.00	0.00	0.00	20,000.00	1.92
Total Portfolio								1,040,188.22	100.00