

*FIDERE MODEL 2 - Mod Cons Growth

Portfolio Holding Analysis

Account Number
-

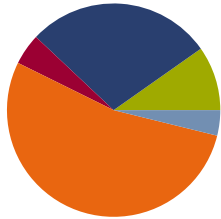
Currency
USD

Portfolio Value
1,000,000.00

Benchmark
DJ Moderately
Conservative TR USD

Portfolio Analysis

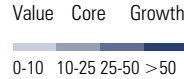
Asset Allocation



Asset Class	Portfolio %	Bmark %
Cash	9.77	1.60
US Stock	28.21	16.29
Non US Stock	4.72	12.44
Bond	53.46	24.67
Other	3.85	45.00
Not Classified	0.00	0.00
Total	100.00	100.00

Morningstar Equity Style Box %

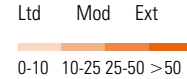
5	24	47	Large Mid Small
1	7	10	
0	1	3	
Value Core Growth			



Not Classified 2.00%

Morningstar Fixed Income Style Box %

0	0	0	High Med Low
41	22	11	
26	0	0	
Ltd Mod Ext			



Not Classified 0.00%

Asset Allocation

Investment Name	Symbol	Cash %	US Stocks %	Non US Stocks %	Bond %	Other %	Not Classified %	Market Value	Asset %
Calvert Core Bond I	CLDIX	1.21	0.00	0.00	97.20	1.59	0.00	92,500.00	9.25
Guggenheim Limited Duration Instl	GILHX	8.06	0.54	0.00	89.01	2.40	0.00	92,500.00	9.25
Hartford World Bond I	HWDIX	16.43	0.00	0.00	83.26	0.31	0.00	92,500.00	9.25
Leader Cptl Leader Hi Qual Fitng RtlInstl	LCTIX	16.87	0.00	0.00	81.63	1.50	0.00	92,500.00	9.25
Guggenheim Macro Opportunities Instl	GIOIX	1.83	5.34	0.45	88.68	3.70	0.00	85,000.00	8.50
SPDR® DoubleLine® Emerg Mkts Fxd Inc ...	EMTL	0.47	0.00	0.00	94.81	4.71	0.00	50,000.00	5.00
Artisan Developing World Institutional	APHYX	4.12	39.19	56.69	0.00	0.00	0.00	40,000.00	4.00
BNY Mellon Worldwide Growth I	DPWRX	0.97	66.97	32.06	0.00	0.00	0.00	40,000.00	4.00
PIMCO StocksPLUS® Intl (USD-Hedged) I...	PISIX	42.57	25.55	1.16	28.69	2.02	0.00	40,000.00	4.00
Virtus KAR Mid-Cap Growth I	PICMX	1.04	91.80	5.17	0.00	1.99	0.00	40,000.00	4.00
PGIM Short Duration High Yield Income Z	HYSZX	4.06	1.65	0.00	92.38	1.91	0.00	37,500.00	3.75
RiverPark Strategic Income Institutional	RSIIX	30.66	5.00	1.13	53.63	9.58	0.00	37,500.00	3.75
BNY Mellon Appreciation I	DGIGX	0.63	88.10	11.27	0.00	0.00	0.00	34,000.00	3.40
Calvert US Large Cap Growth Rspnb Idx I	CGJIX	0.50	99.45	0.05	0.00	0.00	0.00	34,000.00	3.40
Fidelity Advisor® Equity Growth I	EQPGX	2.30	88.40	8.92	0.00	0.37	0.00	34,000.00	3.40
Pioneer Y	PYODX	1.38	98.62	0.00	0.00	0.00	0.00	34,000.00	3.40
William Blair Large Cap Growth I	LCGFX	1.21	96.54	2.25	0.00	0.00	0.00	34,000.00	3.40
Grant Park Multi Alternative Strats I	GPAIX	28.19	1.93	0.87	62.92	6.09	0.00	25,000.00	2.50
JPMorgan Hedged Equity I	JHEQX	0.00	98.04	1.96	0.00	0.00	0.00	25,000.00	2.50
Cash	\$FOCA\$TM\$\$	74.57	0.00	0.00	25.21	0.22	0.00	20,000.00	2.00
SPDR® Gold Shares	GLD	0.00	0.00	0.00	0.00	100.00	0.00	20,000.00	2.00
Total Portfolio								1,000,000.00	100.00