

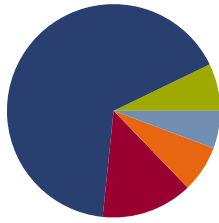
*FIDERE MODEL 5 - Aggressive Growth

Portfolio Holding Analysis

Account Number - Currency USD Portfolio Value 1,000,000.00 Benchmark DJ Aggressive TR USD

Portfolio Analysis

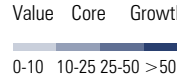
Asset Allocation



Asset Class	Portfolio %	Bmark %
Cash	7.17	0.00
US Stock	66.18	56.68
Non US Stock	13.86	43.30
Bond	7.07	0.00
Other	5.71	0.02
Not Classified	0.00	0.00
Total	100.00	100.00

Morningstar Equity Style Box %

6	23	39	Large Mid Small
2	9	10	
2	5	4	
			Value Core Growth

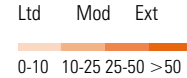


Not Classified

0.00%

Morningstar Fixed Income Style Box %

0	0	0	High Med Low
100	0	0	
0	0	0	
			Ltd Mod Ext



Not Classified

0.00%

Asset Allocation

Investment Name	Symbol	Cash %	US Stocks %	Non US Stocks %	Bond %	Other %	Not Classified %	Market Value	Asset %
BNY Mellon Worldwide Growth I	DPWRX	0.97	66.97	32.06	0.00	0.00	0.00	85,000.00	8.50
Grant Park Multi Alternative Strats I	GPAIX	28.19	1.93	0.87	62.92	6.09	0.00	85,000.00	8.50
JPMorgan Hedged Equity I	JHEQX	0.00	98.04	1.96	0.00	0.00	0.00	85,000.00	8.50
BNY Mellon Appreciation I	DGIGX	0.63	88.10	11.27	0.00	0.00	0.00	70,000.00	7.00
Calvert US Large Cap Growth Rspnb Idx I	CGJIX	0.50	99.45	0.05	0.00	0.00	0.00	70,000.00	7.00
Fidelity Advisor® Equity Growth I	EQPGX	2.30	88.40	8.92	0.00	0.37	0.00	70,000.00	7.00
Pioneer Y	PYODX	1.38	98.62	0.00	0.00	0.00	0.00	70,000.00	7.00
William Blair Large Cap Growth I	LCGFX	1.21	96.54	2.25	0.00	0.00	0.00	70,000.00	7.00
Oberweis Small-Cap Opportunities Instl	OBSIX	0.00	95.25	4.75	0.00	0.00	0.00	65,000.00	6.50
SPDR® Gold Shares	GLD	0.00	0.00	0.00	0.00	100.00	0.00	50,000.00	5.00
EuroPac International Value I	EPVIX	9.09	9.58	81.06	0.00	0.28	0.00	42,500.00	4.25
PIMCO StocksPLUS® Intl (USD-Hedged) I...	PISIX	42.57	25.55	1.16	28.69	2.02	0.00	42,500.00	4.25
TIAA-CREF Real Estate Sec Instl	TIREX	2.02	96.90	1.08	0.00	0.00	0.00	40,000.00	4.00
Artisan Developing World Institutional	APHYX	4.12	39.19	56.69	0.00	0.00	0.00	35,000.00	3.50
Driehaus Emerging Markets Small Cap Gr	DRESX	8.83	0.49	90.68	0.00	0.00	0.00	35,000.00	3.50
BlackRock Mid-Cap Growth Equity Instl	CMGIX	0.60	94.86	4.54	0.00	0.00	0.00	32,500.00	3.25
Virtus KAR Mid-Cap Growth I	PICMX	1.04	91.80	5.17	0.00	1.99	0.00	32,500.00	3.25
Cash	\$FOCA\$TM\$\$	74.57	0.00	0.00	25.21	0.22	0.00	20,000.00	2.00
Total Portfolio								1,000,000.00	100.00