

FIDERE MODEL 4 : MODERATE AGGRESSIVE GROWTH

Portfolio Holding Analysis

Account Number
Current

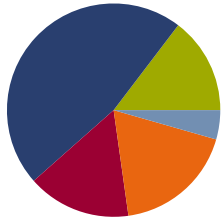
Currency
USD

Portfolio Value
1,000,000.00

Benchmark
DJ Moderately Aggressive
TR USD

Portfolio Analysis

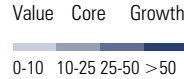
Asset Allocation



Asset Class	Portfolio %	Bmark %
Cash	14.65	1.50
US Stock	46.89	40.61
Non US Stock	15.69	29.84
Bond	18.35	9.64
Other	4.43	18.42
Not Classified	0.00	0.00
Total	100.00	100.00

Morningstar Equity Style Box %

9	22	30	Large Mid Small
4	12	7	
3	6	3	
			Value Core Growth

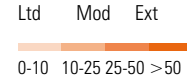


Not Classified

3.00%

Morningstar Fixed Income Style Box %

17	0	0	High Med Low
35	11	0	
36	0	0	
			Ltd Mod Ext



Not Classified

0.00%

Asset Allocation

Investment Name	Symbol	Cash %	US Stocks %	Non US Stocks %	Bond %	Other %	Not Classified %	Market Value	Asset %
Centre American Select Equity Instl	DHANX	0.31	97.81	1.88	0.00	0.00	0.00	65,000.00	6.50
GMO Quality I	GQLIX	0.12	76.39	20.42	0.00	3.07	0.00	65,000.00	6.50
Pear Tree Quality Institutional	QGIAX	1.51	77.93	20.24	0.00	0.32	0.00	65,000.00	6.50
Touchstone Large Cap Focused Y	SICWX	6.26	93.30	0.45	0.00	0.00	0.00	65,000.00	6.50
PIMCO StocksPLUS® Intl (USD-Hedged) I...	PISIX	43.99	22.06	0.12	32.93	0.91	0.00	60,000.00	6.00
State Street Hedged Intl Dev Eq Idx K	SSHQX	65.09	0.00	34.91	0.00	0.00	0.00	60,000.00	6.00
JPMorgan Hedged Equity I	JHEQX	1.23	97.21	1.56	0.00	0.00	0.00	55,000.00	5.50
Waycross Long/Short Equity	WAYEX	35.92	62.42	1.66	0.00	0.00	0.00	55,000.00	5.50
GraniteShares Gold Trust	BAR	0.00	0.00	0.00	0.00	100.00	0.00	40,000.00	4.00
American Century Emerging Mkts Sm Cp I	AEC SX	5.89	3.85	90.25	0.00	0.01	0.00	30,000.00	3.00
BNY Mellon Worldwide Growth I	DPWRX	0.45	65.05	34.50	0.00	0.00	0.00	30,000.00	3.00
Counterpoint Tactical Income I	CPITX	22.30	1.09	0.03	75.03	1.55	0.00	30,000.00	3.00
Eaton Vance Emerg & Frntr Countrs Eq I	EICOX	9.98	0.40	87.04	2.05	0.53	0.00	30,000.00	3.00
Fuller & Thaler Behavioral Sm-Cp Eq Inst	FTHSX	7.21	92.15	0.64	0.00	0.00	0.00	30,000.00	3.00
Madison Mid Cap Y	GTS GX	6.08	90.05	3.87	0.00	0.00	0.00	30,000.00	3.00
MainStay Epoch Capital Growth I	MECFX	2.54	63.75	33.71	0.00	0.00	0.00	30,000.00	3.00
Needham Aggressive Growth Institutional	NEAIX	22.02	72.01	5.97	0.00	0.00	0.00	30,000.00	3.00
Third Avenue International RE Val Fndrs	REIFX	8.70	0.00	91.30	0.00	0.00	0.00	30,000.00	3.00
Value Line Mid Cap Focused Institutional	VLMIX	4.58	89.29	6.13	0.00	0.00	0.00	30,000.00	3.00
Weitz Short Duration Income Instl	WEFIX	2.75	0.00	0.00	96.12	1.12	0.00	30,000.00	3.00
Baird Intermediate Bond Inst	BIMIX	1.77	0.00	0.00	97.94	0.28	0.00	20,000.00	2.00
Cash: 3 Month T-bill	XIUSA0000C	100.00	0.00	0.00	0.00	0.00	0.00	20,000.00	2.00
Credit Suisse Strategic Income I	CSOIX	10.08	0.13	0.48	89.32	0.00	0.00	20,000.00	2.00
Dodge & Cox Global Bond I	DODLX	2.80	0.00	0.00	95.20	2.01	0.00	20,000.00	2.00
Fidelity Intermediate Bond	FTHRX	2.21	0.00	0.00	97.79	0.00	0.00	20,000.00	2.00
Leader Capital High Quality Income Instl	LCTIX	17.05	0.00	0.00	82.75	0.20	0.00	20,000.00	2.00
T. Rowe Price Instl Floating Rate	RPIFX	3.81	0.00	0.00	95.85	0.33	0.00	20,000.00	2.00
Total Portfolio								1,000,000.00	100.00