

# FIDERE MODEL 2 : MODERATE CONSERVATIVE GROWTH

## Portfolio Holding Analysis

**Account Number**  
Current

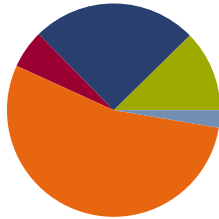
**Currency**  
USD

**Portfolio Value**  
1,028,817.29

**Benchmark**  
DJ Moderately  
Conservative TR USD

### Portfolio Analysis

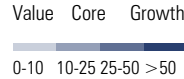
#### Asset Allocation



Asset Class	Portfolio %	Bmark %
Cash	12.35	1.75
US Stock	25.04	16.66
Non US Stock	5.80	12.24
Bond	54.17	23.86
Other	2.65	45.49
Not Classified	0.00	0.00
<b>Total</b>	<b>100.00</b>	<b>100.00</b>

#### Morningstar Equity Style Box %

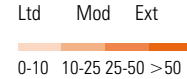
10	23	31	Large Mid Small
4	10	8	
2	5	3	
			Value Core Growth



Not Classified 4.00%

#### Morningstar Fixed Income Style Box %

17	0	0	High
37	15	0	Med
31	0	0	Low
			Ltd Mod Ext



Not Classified 0.00%

### Asset Allocation

Investment Name	Symbol	Cash %	US Stocks %	Non US Stocks %	Bond %	Other %	Not Classified %	Market Value	Asset %
Baird Intermediate Bond Inst	BIMIX	1.77	0.00	0.00	97.94	0.28	0.00	82,149.25	7.98
Fidelity Intermediate Bond	FTHRX	2.21	0.00	0.00	97.79	0.00	0.00	82,113.82	7.98
Weitz Short Duration Income Instl	WEFIX	2.75	0.00	0.00	96.12	1.12	0.00	80,954.82	7.87
T. Rowe Price Instl Floating Rate	RPIFX	3.81	0.00	0.00	95.85	0.33	0.00	80,854.70	7.86
Leader Capital High Quality Income Instl	LCTIX	17.05	0.00	0.00	82.75	0.20	0.00	80,506.79	7.83
Dodge & Cox Global Bond I	DODLX	2.80	0.00	0.00	95.20	2.01	0.00	73,142.31	7.11
Counterpoint Tactical Income I	CPITX	22.30	1.09	0.03	75.03	1.55	0.00	50,857.40	4.94
Touchstone Large Cap Focused Y	SICWX	6.26	93.30	0.45	0.00	0.00	0.00	39,411.97	3.83
Pear Tree Quality Institutional	QGIAX	1.51	77.93	20.24	0.00	0.32	0.00	38,648.80	3.76
GMO Quality I	GQLIX	0.12	76.39	20.42	0.00	3.07	0.00	38,384.56	3.73
Centre American Select Equity Instl	DHANX	0.31	97.81	1.88	0.00	0.00	0.00	38,116.37	3.70
State Street Hedged Intl Dev Eq Idx K	SSHQX	65.09	0.00	34.91	0.00	0.00	0.00	35,892.81	3.49
PIMCO StocksPLUS® Intl (USD-Hedged) I...	PISIX	43.99	22.06	0.12	32.93	0.91	0.00	34,872.42	3.39
Value Line Mid Cap Focused Institutional	VLMIX	4.58	89.29	6.13	0.00	0.00	0.00	33,030.51	3.21
Needham Aggressive Growth Institutional	NEAIX	22.02	72.01	5.97	0.00	0.00	0.00	32,425.01	3.15
Waycross Long/Short Equity	WAYEX	35.92	62.42	1.66	0.00	0.00	0.00	31,320.24	3.04
BrandywineGLOBAL Corporate Credit I	BCGIX	11.03	0.00	0.00	88.95	0.02	0.00	31,071.43	3.02
Credit Suisse Strategic Income I	CSOIX	10.08	0.13	0.48	89.32	0.00	0.00	30,582.52	2.97
JPMorgan Hedged Equity I	JHEQX	1.23	97.21	1.56	0.00	0.00	0.00	30,464.03	2.96
GraniteShares Gold Trust	BAR	0.00	0.00	0.00	0.00	100.00	0.00	21,656.93	2.11
MainStay Epoch Capital Growth I	MECFX	2.54	63.75	33.71	0.00	0.00	0.00	21,526.60	2.09
Eaton Vance Emerg & Frntr Countrs Eq I	EICOX	9.98	0.40	87.04	2.05	0.53	0.00	20,834.00	2.03
Cash: 3 Month T-bill	XIUSA0000C	100.00	0.00	0.00	0.00	0.00	0.00	20,000.00	1.94
<b>Total Portfolio</b>								<b>1,028,817.29</b>	<b>100.00</b>